

TABELA KURSÓW WALUT GŁÓWNYCH


























| Kraj | Waluta | Dewizy | | Środek |
|-------------|-------------------------------------------------------------------------------------------------|--------|----------|--------|
| | | kupno | sprzedaz | |
| Australia | 1 AUD  | 2.8898 | 3.0686 | 2.9792 |
| Czechy | 1 CZK  | 0.1877 | 0.1994 | 0.1935 |
| Dania | 1 DKK  | 0.6119 | 0.6498 | 0.6308 |
| Euro | 1 Euro  | 4.5505 | 4.8320 | 4.6913 |
| Japonia | 100 JPY  | 3.1914 | 3.3888 | 3.2901 |
| Kanada | 1 CAD  | 3.1601 | 3.3555 | 3.2578 |
| Norwegia | 1 NOK  | 0.4349 | 0.4618 | 0.4484 |
| USA | 1 USD  | 4.2740 | 4.5383 | 4.4062 |
| Szwajcaria | 1 CHF  | 4.5966 | 4.8809 | 4.7387 |
| Szwecja | 1 SEK  | 0.4082 | 0.4334 | 0.4208 |
| Węgry | 100 HUF  | 1.1324 | 1.2025 | 1.1675 |
| W.Brytania | 1 GBP  | 5.1456 | 5.4639 | 5.3047 |

TABELA KURSÓW WALUT EGZOTYCZNYCH

| Kraj | Waluta | Dewizy | | Środek |
|-------------|-------------------------------------------------------------------------------------------|--------|----------|--------|
| | | kupno | sprzedaz | |
| CHINY | 1 CNY  | 0.6130 | 0.6509 | 0.6319 |
| Hong Kong* | 1 HKD  | 0.5489 | 0.5828 | 0.5658 |
| Bułgaria | 1 BGN  | 2.3233 | 2.4603 | 2.3918 |
| Izrael | 1 ILS  | 1.2174 | 1.2922 | 1.2548 |
| Meksyk* | 1 MXN  | 0.2198 | 0.2334 | 0.2266 |
| N Zelandia* | 1 NZD  | 2.6922 | 2.8596 | 2.7759 |
| Rosja* | 1 RUB  | 0.0000 | 0.0000 | 0.0000 |
| RPA* | 1 ZAR  | 0.2484 | 0.2637 | 0.2561 |
| Rumunia* | 1 RON  | 0.9233 | 0.9794 | 0.9513 |
| Singapur* | 1 SGD  | 3.1721 | 3.3680 | 3.2700 |
| Tajlandia* | 1 THB  | 0.1233 | 0.1308 | 0.1271 |
| Turcja* | 1 TRY  | 0.2284 | 0.2423 | 0.2354 |
| Chorwacja | 1 HRK  | 0.6041 | 0.6408 | 0.6224 |

SPOT : 2022-12-30

TABELA KURSÓW CROSSOWYCH

| Para | Dewizy | | Środek |
|---------------|---------|----------|---------|
| | Kupno | Sprzedaz | |
| EURUSD | 1.0327 | 1.0966 | 1.0647 |
| EURGBP | 0.8578 | 0.9108 | 0.8843 |
| EURCHF | 0.9602 | 1.0197 | 0.9900 |
| EURHUF | 389.49 | 414.19 | 401.84 |
| EURJPY | 138.30 | 146.86 | 142.58 |
| EURRON | 4.7808 | 5.0818 | 4.9313 |
| EURSEK | 10.8128 | 11.4833 | 11.1481 |
| EURCAD | 1.3966 | 1.4832 | 1.4399 |
| EURCZK | 23.5070 | 24.9672 | 24.2371 |
| EURCNH | 7.2003 | 7.6463 | 7.4233 |
| GBPUSD | 1.1678 | 1.2401 | 1.2039 |
| USDCHF | 0.9020 | 0.9578 | 0.9299 |
| GBPCHF | 1.0858 | 1.1532 | 1.1195 |